

# EXAIR®

MANUFACTURING INTELLIGENT COMPRESSED AIR® PRODUCTS SINCE 1983



**COAT**



**CONSERVE**



**COOL**



**CONVEY**



**CLEAN**



2013 **Green** Manufacturer  
Product Innovation Award



**GOLDEN**  
MOUSETRAP  
AWARDS  
2013 FINALIST



2013  
Plant Engineering  
**PRODUCT**  
of the YEAR  
Gold Award

**1" Flat Super  
Air Nozzle**

**27**  
CATALOG



YOU REQUESTED THIS CATALOG AND PRICE LIST.  
PLEASE SEE MAILING LABEL ON BACK COVER.

Terms and Conditions ..... 2

**EXAIR Optimization ..... 3**

- Electronic Flow Control ..... 4
- Digital Sound Level Meter ..... 6
- Ultrasonic Leak Detector ..... 7
- Digital Flowmeter ..... 9

**Air Knives ..... 11**

- Super Air Knife ..... 11
- PVDF Super Air Knife ..... 17
- Universal Air Knife Mounting System ..... 20
- NEW** Long Super Air Knife ..... 22
- Standard Air Knife ..... 24
- Full-Flow Air Knife ..... 27

**Air Wipes ..... 29**

- Super Air Wipes ..... 29
- Standard Air Wipes ..... 33

**Air Amplifiers ..... 35**

- Super Air Amplifiers ..... 37
- Adjustable Air Amplifiers ..... 41

**Air Nozzles and Jets ..... 43**

- Air Nozzles ..... 43
- Super Air Nozzles ..... 46
- Air Jets ..... 50
- High Force Air Nozzles ..... 52
- NEW** Large Super Air Nozzles ..... 53
- Super Air Nozzle Clusters ..... 56
- Stay Set Hoses ..... 56

**Atomizing Nozzles ..... 59**

- Internal Mix Narrow Angle Round Atomizing Nozzles ..... 60
- Internal Mix Wide Angle Round ..... 61
- Internal Mix Flat Fan Atomizing Nozzles ..... 62
- NEW** Internal Mix Deflected Flat Fan Atomizing Nozzles ..... 63
- NEW** Internal Mix 360° Hollow Circular Atomizing Nozzles ..... 63
- External Mix Round Atomizing Nozzles ..... 64
- External Mix Narrow Angle Flat Fan ..... 65
- External Mix Wide Angle Flat Fan Nozzles ..... 66
- Siphon Fed Round Atomizing Nozzles ..... 67
- Siphon Fed Flat Fan Atomizing Nozzles ..... 68
- No Drip Internal Mix Narrow Angle Round ..... 70
- No Drip Internal Mix Wide Angle Round ..... 70
- No Drip Internal Mix Flat Fan ..... 70
- NEW** No Drip Internal Mix Deflected Flat Fan ..... 70
- NEW** No Drip Internal Mix 360° Hollow Circular ..... 70
- No Drip External Mix Round ..... 70
- No Drip External Mix Narrow Angle Flat Fan ..... 70
- No Drip External Mix Wide Angle Flat Fan ..... 70
- No Drip Siphon Fed Round ..... 70
- No Drip Siphon Fed Flat Fan ..... 70

**Safety Air Guns ..... 72**

- Chip Shields ..... 73
- Precision Safety Air Guns ..... 74
- NEW** Soft Grip Safety Air Guns ..... 74
- NEW** Heavy Duty Safety Air Guns ..... 76
- Super Blast Safety Air Guns ..... 77

**Static Eliminators ..... 79**

- Super Ion Air Knife ..... 81
- Power Supplies ..... 83
- Standard Ion Air Knife ..... 87
- Ionizing Bars ..... 89
- Super Ion Air Wipes ..... 91
- Ion Air Cannon ..... 93
- Ion Air Gun ..... 95
- Ion Air Jet ..... 97
- Stay Set Ion Air Jet ..... 97
- Ionizing Point ..... 99
- Static Meter, AC Sensor ..... 100

**E-Vac® Vacuum Generators ... 101**

- How to Build an E-Vac System ..... 102
- In-Line ..... 105
- Adjustable ..... 106
- Vacuum Cups ..... 108

**Air Operated Conveyors ..... 112**

- Line Vac ..... 112
- Threaded Line Vac ..... 118
- Heavy Duty Line Vac ..... 120
- Light Duty Line Vac ..... 122

**Industrial Housekeeping ..... 124**

- Reversible Drum Vac ..... 124
- NEW** High Lift Reversible Drum Vac ..... 126
- Chip Trapper ..... 128
- Chip Vac ..... 130
- Heavy Duty Dry Vac ..... 132
- NEW** Heavy Duty HEPA Vac ..... 134
- Vac-u-Gun ..... 136

**Vortex Tubes & Spot Cooling . 138**

- Vortex Tubes ..... 138
- Adjustable Spot Cooler ..... 146
- Mini Cooler ..... 149

**Cold Gun Aircoolant Systems . 150**

**Cabinet Cooler® Systems ..... 154**

- NEMA 12, 4 and 4X ..... 156
- Electronic Temperature Control ..... 159

**Accessories ..... 163**

- Filters ..... 163
- Regulators ..... 164
- Silencing Mufflers ..... 165
- Receiver Tank ..... 166
- Valves, Swivels, Thermostats ..... 167
- Magnetic Bases, Stay Sets, Hoses ..... 168

**Page 3 EXAIR Optimization**  
Minimize Compressed Air Use and Detect Wasteful Leaks

**Page 11 Air Knives**  
Blowoff, Clean, Dry and Cool with Less Noise and Air Consumption

**Page 29 Air Wipes**  
Blowoff, Dry, Clean and Cool Pipe, Cable, Extruded Shapes and Hose

**Page 35 Air Amplifiers**  
Vent, Exhaust, Cool, Dry and Clean - with No Moving Parts

**Page 43 Air Nozzles and Jets**  
Reduce Noise Levels and Air Costs on Blowoff Operations

**Page 59 Atomizing Nozzles**  
All Stainless Steel Construction for Durability and Corrosion Resistance!

**Page 72 Safety Air Guns**  
Safety Air Guns Use Engineered Air Nozzles for High Performance

**Page 79 Static Eliminators**  
Eliminate Static Electricity, Dust and Shock Hazard

**Page 101 E-Vac® Vacuum Generators**  
Vacuums for Lifting, Clamping, Mounting and Placement

**Page 112 Air Operated Conveyors**  
Convey Parts, Materials and Waste - with No Moving Parts

**Page 124 Industrial Housekeeping**  
Reliable Vacuums for Chip Removal, Liquid Transfer and Cleaning

**Page 138 Vortex Tubes and Spot Cooling**  
Cold Air for Industrial Spot Cooling Problems

**Page 150 Cold Gun Aircoolant Systems**  
Cool Machining Operations with Clean, Cold Air

**Page 154 Cabinet Cooler® Systems**  
Cool and Purge NEMA 12, 4 and 4X Electrical Control Panels

**Page 163 Accessories**  
Mufflers, Filters, Regulators, Valves, Swivel Fittings and More

# Terms and Conditions (U.S. and Canada Only)

**Terms:** Net 30 days upon credit approval, Visa, MasterCard, Discover and American Express.



Cards

**ICC (International Chamber of Commerce) INCOTERM 2010: EX WORKS**  
(EXAIR Corporation, 11510 Goldcoast Dr., Cincinnati, Ohio 45249, USA.)

**Delivery:** All cataloged products are shipped from stock, via U.P.S. within 24 hours after receipt of order. Priority shipment is available upon request.

**Ordering:** Call 1-800-903-9247 or 513-671-3322 Worldwide  
8:00 a.m. to 5:00 p.m. ET (Mon. - Fri.)  
Fax toll free 1-866-329-3924 or  
513-671-3363 Worldwide  
E-mail: [orders@exair.com](mailto:orders@exair.com)  
[www.exair.com](http://www.exair.com) (secure web site)

**Remit to address (payments only):**

EXAIR Corporation  
Location 00766  
Cincinnati, Ohio 45264-0766

**Tax:** Sales and use tax, where applicable, are not included.

**Technical Assistance:** Please call our Application Engineering Department, 1-800-90-EXAIR (1-800-903-9247).

**Warranty:** 5 Year "Built To Last" Warranty against defects in workmanship and materials on all compressed air products\*. Defective products must be returned freight prepaid for repair or replacement at our option. This warranty applies under conditions of normal use, but does not apply to defects that result from intentional damage, negligence, unreasonable use, wear or exposure.

**Built to Last 5 Year WARRANTY**

\*5 Year Warranty applies to compressed air products only.

A 1 Year Warranty applies to all accessories and electrically powered products.

**EXAIR's Unconditional Guarantee:**

Extends to all U.S. and Canadian customers and includes invoiced U.P.S. Ground Service shipping charges. Products returned after the 30 day guarantee period are subject to a 15% restocking charge. Products must be returned freight prepaid.



11510 Goldcoast Dr.  
Cincinnati, Ohio 45249-1621  
**Phone Number:** (513) 671-3322  
**Fax Number:** (513) 671-3363  
**E-mail:** [techhelp@exair.com](mailto:techhelp@exair.com)  
**Web Site:** [www.exair.com](http://www.exair.com)



**OSHA and CE Compliance:** EXAIR compressed air products comply with OSHA's Safety Requirements, the EU General Product Safety Directive (2001/95/EC) and meet the noise limitation requirements of the EU Machinery Directive (2006/42/EC). EXAIR's Electronic Flow Control and Electronic Temperature Control meet the low voltage standards of the EU Low Voltage Directive (2006/95/EC). Some EXAIR products display the CE mark where there are applicable directives. All sound level measurements are taken at 3 feet away.

**RoHS:** Electrical portions of EXAIR's static eliminators, EFC, ETC, solenoid valves, and thermostats comply with the RoHS (Restriction of Hazardous Substances) Directive 2002/95/EC, including the amendment outlined in the European Commission decision L 214/65.

**Reach:** Per Regulation (EC) No 1907/2006 Title I, Article 3, paragraph 3, the European Union has recently enacted legislation to register chemicals and substances imported into the EU to ensure a high level of protection of human health and the environment.

Per Title II, Article 7, paragraph 1, articles (products) must be registered when a substance is intended to be released under normal or reasonably foreseeable conditions of use and it is present in those articles in quantities totaling over 1 metric ton per producer or importer per year. Registration of EXAIR products is not required since they do not contain substances that are intentionally released.

**Conflict Mineral Free:** Look for this symbol to designate conflict mineral free products throughout our catalog. EXAIR supports Section 1502 of the Dodd-Frank Wall Street Reform and Consumer Protection Act and we are committed to compliance with the conflict minerals rule in order to curb the illicit trade of tin, tantalum, tungsten and gold in the DRC region. EXAIR is using the EICG-GeSI template to document our supply chain and commitment to conflict free products.



**Copyright Restrictions:** The content of the EXAIR Catalog, including all photos, graphics, drawings and arrangements are proprietary to EXAIR Corporation and are protected by the United States and international copyright and trademark laws. You are authorized to use the contents of the EXAIR Catalog for personal use or as it relates to your role as a current or prospective customer of EXAIR. The contents of this catalog may not be copied or modified for any type of publication or distribution without the prior written consent of EXAIR Corporation. The content of the EXAIR Catalog is the intellectual property solely of the EXAIR Corporation with no rights transferred to other parties. No part of this catalog may be reproduced for any commercial purposes without the express authorization in writing by the EXAIR Corporation.

**Trademarks:** "EXAIR", "Cabinet Cooler", "E-Vac", "Intelligent Compressed Air", and "Compressed Air Intelligence" are registered trademarks of the EXAIR Corporation. The EXAIR logo, product names, designs and descriptive phrases are trademarked by EXAIR Corporation. These trademarks may not be used without prior written permission of the EXAIR Corporation.

EFC, Digital Flowmeter, Digital Sound Level Meter, High Power Cold Gun, Super Air Knife, Standard Air Knife, Full-Flow Air Knife, Air Cannon, Super Air Amplifier, Adjustable Air Amplifier, Super Air Nozzle, Micro Air Nozzle, High Power Safety Air Nozzle, Stay Set Hose, Super Blast Safety Air Gun, Super Air Wipe, Standard Air Wipe, Super Ion Air Knife, Standard Ion Air Knife, Super Ion Air Wipe, Ion Air Cannon, Ion Air Gun, Ion Air Jet, Ionizing Point, Stay Set Ion Air Jet, Line Vac, Chip Vac, Heavy Duty Dry Vac, Heavy Duty HEPA Vac, Reversible Drum Vac, High Lift Reversible Drum Vac, Chip Trapper, Vac-u-Gun, Air Disk, Air Stik, Mini Cooler, Cold Gun Aircoolant System, and ETC are trademarks of EXAIR Corporation.



Intelligent Compressed Air® products are identified throughout this catalog that can help your plant save tens of thousands of dollars over the course of a single year. *The Best Practices for Compressed Air Systems* manual published by the Compressed Air Challenge® recommends products like the Super Air Knife™, Super Air Amplifier™, and the family of Super Air Nozzles™ for energy conservation. Many of the products shown offer unique ways to solve common industrial problems using compressed air. Compressed Air Challenge is a registered trademark of Compressed Air Challenge, Inc.



EXAIR has partnered with Energy Star, a voluntary program of the U.S. Department of Energy and the Environmental Protection Agency. Energy Star offers energy efficient solutions to help save money while protecting the environment for future generations. EXAIR has implemented improved energy management practices and technologies throughout our facility, including energy efficient lighting, HVAC systems, and electronic thermostats. EXAIR's participation in this program underscores our commitment to conserving energy.

EXAIR products are subject to ongoing development. Specifications are subject to change without notice.

Some products in this catalog are covered by U.S. Patent #5402938, #8153001 and #8268179 and others may be U.S. Patent Pending.

Copyright ©2014 EXAIR Corporation. All Rights Reserved.





## E-Vac® Vacuum Generators

### Vacuums for lifting, clamping, mounting and placement!

#### What Is The E-Vac?

EXAIR's compressed air powered E-Vac single stage vacuum generators are the low cost way to create a vacuum for:

- Pick and place
- Clamping
- Lifting
- Chucking
- Alignment
- Surface mounting

E-Vac compressed air powered vacuum pumps provide instantaneous response and are most commonly used for pick and place operations. They are available in a variety of sizes and flows for a wide range of applications.

#### Why The E-Vac?

The E-Vac vacuum generators have been engineered for high efficiency to minimize air consumption. These single stage, all aluminum units provide consistent, steady vacuum, unlike mechanical vacuum pumps. Dust and small particulates easily pass through the vacuum generator and they have no moving parts, making them maintenance free.

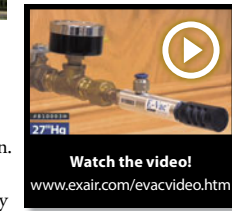
*EXAIR's E-Vac Vacuum Generator is available in 2 styles:*

#### In-Line E-Vac Vacuum Generator

These single stage, cylindrical units are compact and easy to mount at the point of use. They can be held in place by threading them directly onto a compressed air line or with the use of a mounting clip. There are 7 models available for use with porous materials, like cardboard, with vacuum levels up to 21" Hg (71 kPa) and vacuum flows up to 18.5 SCFM (524 SLPM). There are 7 models available for use with non-porous materials such as glass with vacuum levels up to 27" Hg (91 kPa) with vacuum flows up to 15.8 SCFM (447 SLPM).

#### Adjustable E-Vac Vacuum Generator

This series of vacuum generators permits easy adjustment by simply loosening the locknut and turning the exhaust to increase or decrease the level of vacuum and vacuum flow. This style is also an excellent choice where large particulate may be present and passed through the vacuum system. There are 4 models with adjustable vacuum up to 25" Hg (85 kPa) and vacuum flow up to 81 SCFM (2,294 SLPM).



In-Line E-Vac

Vacuum Generators



Adjustable E-Vac

#### Applications

- Pick and place parts and equipment
- Bag/package opening
- Label placement
- Vacuum forming
- Mold evacuation
- Vacuum filling
- Leak testing
- Evacuate containers
- Clamping and chucking
- Paper alignment and feed in printing equipment
- Vacuum packaging
- Surface mounting
- Vacuum press for wood veneers and laminates
- Carton forming
- Robotic tooling
- Vacuum liquids for testing

#### Advantages

- Compact, portable
- Single stage design eliminates fluctuations in vacuum
- Quiet
- Instantaneous vacuum
- Easy to mount at point of use
- Lightweight, rugged
- No moving parts – no maintenance
- 18 models
- Fast response – increases cycle time
- Durable 6061 aluminum construction
- Safe operation - no electricity

# E-Vac® Vacuum Generators

## How to Build An E-Vac System:

### 1. Select the E-Vac type.

- Determine if the part to be lifted is porous or non-porous (page 103 and 104).
- Select a style - In-Line Low Vacuum, In-Line High Vacuum, or Adjustable (pages 103, 104 and 106).  
The E-Vac type determines max. vacuum available for lifting the part and vacuum cup selection.

Porous	low vacuum generators max. vacuum = 21" Hg (71 kPa)
Non-porous	high vacuum generators max. vacuum = 27" Hg (91 kPa)
Adjustable E-Vac	vacuum generators max. vacuum = 25" Hg (85 kPa)

### Need Help Selecting the Correct E-Vac?

Our Application Engineers can assist you in determining the correct model E-Vac and vacuum cups (if required). Call 1-800-903-9247 or visit [www.exair.com/appassist.htm](http://www.exair.com/appassist.htm)

### 2. Determine the weight of the part.

### 3. Multiply the weight by the vacuum cup safety factor (see page 108) for the total vacuum cup capacity needed.

### 4. Determine the number of vacuum cups needed by considering the following:

- How many cups are needed to distribute the weight for stable lifting and placement?
- What is the weight that each vacuum cup can lift based on maximum vacuum available (E-Vac type)?
- Select vacuum cups from chart on page 109 based on max. vacuum available (E-Vac type) and holding weight/cup.

### 5. To choose an E-Vac model number, consider the entire vacuum system from the E-Vac to the part.

- Number of vacuum cups per E-Vac
  - Length and size of vacuum tubing
  - Vacuum cup size and type
- The volume of air to evacuate from your vacuum system and the vacuum flow of the E-Vac you've selected (pages 103, 104, and 107) will determine the time it takes from E-Vac activation to vacuum cup holding the part. As the vacuum level in the system increases, the volume of evacuating air decreases.
  - A lower volume of air in the vacuum system and/or a higher capacity (SCFM/SLPM) E-Vac will give faster pick-up times.
  - An exact pick-up time cannot be calculated.
  - If the E-Vac vacuum generator doesn't meet your needs, return it for a different model, with no restocking charge (U.S. and Canada only).

### Here is an example using the steps outlined above:

A sheet of material measures 3' x 3' (.91m x .91m) and weighs 25lbs (11.3kg). Each sheet is in a stack and will be placed on a conveyor.

#### If it is porous like wood and positioned vertically:

- Choose a porous, low vacuum E-Vac. In this case the In-Line style will be used. The maximum vacuum is 21" Hg (71 kPa).
- The weight is 25 lbs (11.3kg).
- Since the part is picked-up and hung on an overhead conveyor vertically, the safety factor is 4. The vacuum cup capacity needed is  $4 \times 25 = 100$  lbs (45.4kg).
- Four vacuum cups will be used for stability when lifting the sheet. Each cup will need at least a 25 lb (11.3kg) capacity. In the table on page 108, at 21" Hg (71 kPa), the Model 900755 Vacuum Cup will hold up to 25.3 lbs (11.5kg).
- There are 4 small round vacuum cups that are positioned close to one another. The vacuum system has a small to medium volume and pick-up and release time is not critical. To reduce the sound level, use the straight through muffler.

**Order:** (1) Model 800008M In-Line E-Vac  
(4) Model 900755 Vacuum Cups

#### If it is non-porous like glass and positioned horizontally:

- Choose a non-porous, high vacuum E-Vac. In this case the In-Line style will be used. The maximum vacuum is 27" Hg (91 kPa).
- The weight is 25 lbs (11.3kg).
- Since the part is picked-up and placed on a belt conveyor horizontally, the safety factor is 2. The vacuum cup capacity needed is  $2 \times 25 = 50$  lbs (22.7kg).
- Four vacuum cups will be used for stability when lifting the sheet. Each cup will need at least a 12.5 lb (5.7kg) capacity. In the table on page 108, at 27" Hg (91 kPa), the Model 900754 Vacuum Cup will hold up to 20.8 lbs (9.4kg).
- There are 4 small round vacuum cups that are positioned close to one another. The vacuum system has a small to medium volume and pick-up and release time is not critical. To reduce the sound level, use the straight through muffler.

**Order:** (1) Model 810006M In-Line E-Vac  
(4) Model 900754 Vacuum Cups

The Model 840008M Adjustable E-Vac can be substituted for picking up the wood or the glass since the vacuum level and vacuum flow is easily adjusted to suit the porous or non-porous application. The Adjustable E-Vac is especially useful for loads that vary.

## Low Vacuum Generators For Porous Applications

Low vacuum units up to 21" Hg (71 kPa) with vacuum flows up to 18.5 SCFM (524 SLPM) are typically used for porous materials such as cardboard and delicate materials. The low level vacuum prevents any warping, marring, dimpling or disfiguring of the surface due to excessive vacuum. This style generates more vacuum flow to overcome porosity and leakage. There are 7 In-Line models that vary by flow and vacuum level.

Choose the E-Vac by the SCFM (SLPM) flow that best suits the performance needed for your application (see Performance Table below).

**E-Vac Kits** give you the ability to experiment with an assortment of vacuum cups. Kits include a muffler, an assortment of (4) pairs of vacuum cups (closely matched to the performance of that E-Vac), (2) straight, (2) elbow and (1) tee vacuum fittings, 10' of vacuum tubing and a mounting clip.

**E-Vac Deluxe Kits** include the same items as the standard kit with the addition of an automatic drain filter separator for the compressed air supply and pressure regulator (with coupler).



In-Line E-Vac Vacuum Generators for porous applications.



Create your own vacuum system!

In-Line E-Vac with Straight Through Muffler, push-in connectors, vacuum tubing and a round vacuum cup (shown).

In-Line E-Vac Low Vacuum Generators For Porous Applications	Model 1.5 SCFM 43 SLPM	Model 2.1 SCFM 60 SLPM	Model 3.1 SCFM 88 SLPM	Model 5.4 SCFM 153 SLPM	Model 8.4 SCFM 238 SLPM	Model 12.6 SCFM 357 SLPM	Model 16.8 SCFM 476 SLPM
In-Line E-Vac Only	800001	800002	800003	800005	800008	800013	800017
In-Line E-Vac with Straight Through Muffler	800001M	800002M	800003M	800005M	800008M	800013M	800017M
In-Line E-Vac Kit with Straight Through Muffler	801001M	801002M	801003M	801005M	801008M	801013M	801017M
In-Line E-Vac Deluxe Kit with Straight Through Muffler	802001M	802002M	802003M	802005M	802008M	802013M	802017M

Note: Replace 'M' with 'H' for Standard Muffler

In-Line E-Vac Low Vacuum Generator Performance (Porous)																							
In-Line E-Vac Model	Air Consumption SCFM @ 80 PSIG SLPM @ 5.5 BAR		Sound Level in dBA			Vacuum Flow (SCFM/SLPM) vs. Vacuum Level ("Hg/ kPa)																	
			No Muffler	Standard Muffler	Straight Through Muffler	0	3/10	6/20	9/31	12/41	15/51	18/61	21/71	Max Vac									
															0	0	0	0	0	0	0	0	
800001	1.5	42.5	80	72	60	1.52	43.0	1.41	39.9	1.25	35.4	1.10	31.1	0.95	26.9	0.85	24.1	0.56	15.9	0.00	0.0	21	71
800002	2.1	59.5	80	72	63	2.22	62.9	2.05	58.0	1.91	54.1	1.77	50.1	1.45	41.1	0.95	26.9	0.56	15.9	0.00	0.0	21	71
800003	3.1	87.8	89	74	70	3.75	106.2	3.52	99.7	3.15	89.2	2.75	77.9	2.15	60.9	1.20	34.0	0.56	15.9	0.00	0.0	21	71
800005	5.4	152.9	92	83	66	5.59	158.3	5.23	148.1	4.51	127.7	3.75	106.2	3.34	94.6	2.51	71.1	1.25	35.4	0.00	0.0	21	71
800008	8.4	237.9	97	88	74	7.70	218.0	6.95	196.8	6.30	178.4	5.30	150.1	4.23	119.8	3.15	89.2	1.31	37.1	0.00	0.0	21	71
800013	12.6	356.8	99	91	78	15.50	438.9	14.50	410.6	13.15	372.4	11.35	321.4	8.70	246.3	4.03	114.1	0.00	0.0	0.00	0.0	18	61
800017	16.8	475.7	101	91	81	18.50	523.8	17.20	487.0	14.70	416.2	12.40	351.1	9.80	277.5	5.00	141.6	0.00	0.0	0.00	0.0	18	61

# E-Vac® Vacuum Generators

## High Vacuum Generators For Non-Porous Applications

High vacuum units up to 27" Hg (91 kPa) with vacuum flows up to 15.8 SCFM (447 SLPM) are typically used for non-porous materials such as glass, steel sheet, and plastic. There are 7 In-Line models that vary by flow and vacuum level.

Choose the E-Vac by the SCFM (SLPM) flow that best suits the performance needed for your application (see Performance Table below).

**E-Vac Kits** give you the ability to experiment with an assortment of vacuum cups. Kits include a muffler, an assortment of (4) pairs of vacuum cups (closely matched to the performance of that E-Vac), (2) straight, (2) elbow and (1) tee vacuum fittings, 10' of vacuum tubing and a mounting clip.

**E-Vac Deluxe Kits** include the same items as the standard kit with the addition of an automatic drain filter separator for the compressed air supply and pressure regulator (with coupler).



In-Line E-Vac Vacuum Generators for non-porous applications.



The In-Line E-Vac with Standard Muffler (shown above) is also available with your choice of accessories that can be found on page 111.

In-Line E-Vac High-Vacuum Generators For Non-Porous Applications	Model 2.3 SCFM 65 SLPM	Model 3.3 SCFM 93 SLPM	Model 6.2 SCFM 176 SLPM	Model 8.4 SCFM 238 SLPM	Model 13.2 SCFM 374 SLPM	Model 23.1 SCFM 654 SLPM	Model 30.8 SCFM 872 SLPM
In-Line E-Vac Only	810002	810003	810006	810008	810013	810023	810031
In-Line E-Vac with Straight Through Muffler	810002M	810003M	810006M	810008M	810013M	810023M	810031M
In-Line E-Vac Kit with Straight Through Muffler	811002M	811003M	811006M	811008M	811013M	811023M	811031M
In-Line E-Vac Deluxe Kit with Straight Through Muffler	812002M	812003M	812006M	812008M	812013M	812023M	812031M

Note: Replace 'M' with 'H' for Standard Muffler

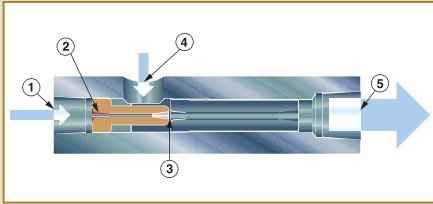
### In-Line E-Vac High Vacuum Generator Performance (Non-Porous)

In-Line E-Vac Model	Air Consumption SCFM @ 80 PSIG SLPM @ 5.5 BAR		Sound Level in dBA				Vacuum Flow (SCFM/SLPM) vs. Vacuum Level ("Hg/ kPa)																				
			No Muffler	Standard Muffler	Straight Through Muffler																						
						0	3/10	6/20	9/31	12/41	15/51	18/61	21/71	24/81	27/91	Max Vac											
810002	2.3	65.1	86	81	70	1.22	34.5	1.16	33.0	1.00	28.3	0.90	25.5	0.87	24.6	0.74	21.0	0.56	16.0	0.46	13.0	0.20	5.7	0.00	0.0	27	91
810003	3.3	93.4	87	82	73	1.73	49.0	1.59	45.0	1.48	41.9	1.24	35.1	1.09	30.9	1.02	28.9	0.78	22.1	0.67	19.0	0.49	13.9	0.00	0.0	27	91
810006	6.2	175.6	91	82	77	2.75	78.0	2.65	75.0	2.26	64.0	2.05	58.0	1.87	53.0	1.59	45.0	1.13	32.0	0.92	26.0	0.77	21.7	0.00	0.0	27	91
810008	8.4	237.9	97	90	78	4.40	124.6	4.10	116.1	3.75	106.2	3.15	89.2	2.75	77.9	2.39	67.7	1.75	49.6	1.27	36.0	0.99	28.0	0.00	0.0	27	91
810013	13.2	373.8	100	92	83	6.85	194.0	6.50	184.1	5.81	164.5	4.89	138.5	4.12	116.7	3.51	99.4	2.61	73.9	1.92	54.4	1.31	37.1	0.00	0.0	27	91
810023	23.1	654.1	102	92	84	11.95	338.4	11.80	334.1	10.45	295.9	9.02	255.4	8.10	229.4	6.52	184.6	4.54	128.6	3.65	103.4	2.67	75.6	0.00	0.0	27	91
810031	30.8	872.1	105	92	87	15.75	446.0	15.25	431.8	12.67	358.8	11.12	314.9	10.25	290.2	7.97	225.7	5.98	169.3	5.04	142.7	3.41	96.6	0.00	0.0	27	91

## In-Line E-Vacs

EXAIR manufactures two versions of the In-Line E-Vac – Low Vacuum and High Vacuum. The application will dictate which type of vacuum is most suitable. The dimensions and performance for each model are shown.

### How The In-Line E-Vac Works



Compressed air flows through the inlet (1), then through a single directed nozzle (2). As the airstream exhausts, it expands and increases in velocity prior to passing through the venturi (3). A vacuum inlet tangential to the primary airflow (4) is located at the suction point between the orifice and the venturi. The airflow that is drawn through the vacuum inlet mixes with the primary airstream, then exhausts on the opposite end (5).

### Need Help Selecting the Correct E-Vac?

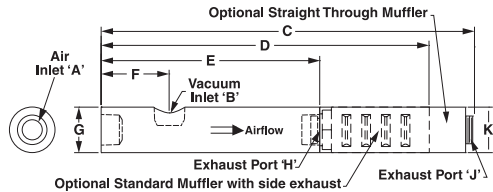
Not sure how much vacuum is required for your application? Our Application Engineers can assist you in determining the correct model E-Vac and vacuum cups (if required). Call 1-800-903-9247 or visit [www.exair.com/appassist.htm](http://www.exair.com/appassist.htm)



The In-Line E-Vac (porous version) is used to lift the plywood lid of a crate in a receiving department.

### In-Line E-Vac Dimensions

DOWNLOAD drawings at EXAIR.com



Vacuum Generators

### In-Line Vacuum Generator Dimensions

Model	Air Inlet A	Vacuum Inlet B		C	D	E	F	G	H	J	K
800001, 800002, 800003, 810002, 810003, 810006	1/8 NPT	1/8 NPT	in	N/A	N/A	3.00	0.88	0.75	1/4 NPT	N/A	N/A
			mm	N/A	N/A	76	22	19		N/A	N/A
800001H, 800002H, 800003H, 810002H, 810003H, 810006H	1/8 NPT	1/8 NPT	in	N/A	5.00	3.00	0.88	0.75	1/4 NPT	N/A	0.81
			mm	N/A	127	76	22	19		N/A	21
800001M, 800002M, 800003M, 810002M, 810003M, 810006M	1/8 NPT	1/8 NPT	in	5.25	N/A	3.00	0.88	0.75	1/4 NPT	1/4 NPS	0.75
			mm	133	N/A	76	22	19		1/4 NPS	19
800005, 800008, 810008, 810013	1/4 NPT	3/8 NPT	in	N/A	N/A	4.50	1.50	1.00	3/8 NPT	N/A	N/A
			mm	N/A	N/A	114	38	25		N/A	N/A
			in	N/A	7.50	4.50	1.50	1.00		N/A	1.25
			mm	N/A	191	114	38	25		N/A	32
800005M, 800008M, 810008M, 810013M	1/4 NPT	3/8 NPT	in	7.75	N/A	4.50	1.50	1.00	3/8 NPT	3/8 NPS	1.00
			mm	197	N/A	114	38	25		3/8 NPS	25
			in	N/A	N/A	6.00	1.88	1.25		N/A	N/A
			mm	N/A	N/A	152	48	32		N/A	N/A
800013, 800017, 810023, 810031	1/2 NPT	1/2 NPT	in	N/A	N/A	9.00	6.00	1.88	1/2 NPT	N/A	1.25
			mm	N/A	N/A	229	152	48		N/A	32
			in	10.25	N/A	6.00	1.88	1.25		1/2 NPS	1.25
			mm	260	N/A	152	48	32		1/2 NPS	32



# E-Vac® Vacuum Generators

## Adjustable E-Vac® Vacuum Generators

**A simple turn can increase or decrease vacuum and flow!**

### What Is The Adjustable E-Vac?

EXAIR's Adjustable E-Vac is a series of low cost, compressed air powered vacuum generators where the vacuum and flow rates can be easily adjusted to suit the application requirements. These vacuum pumps are ideal for a wide variety of pick and place, box opening, clamping, lifting, chucking, and surface mounting applications. They are maintenance free and have no moving parts to wear out.

### Why The Adjustable E-Vac?

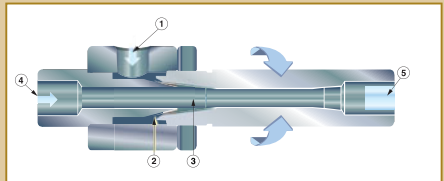
Engineered for high efficiency, the Adjustable E-Vac minimizes compressed air use by allowing it to be tuned to the application. With a simple turn of the unit, the vacuum and flow levels can be changed to overcome porosity and increase or decrease the lifting power. The straight-through, single stage aluminum construction requires no vacuum filter and simply passes contaminants from dirty environments through the unit so there is no clogging or loss of suction.

Adjustable E-Vac is available in 4 sizes that have adjustable vacuum rates up to 25" Hg (85 kPa) and flow rates up to 81 SCFM (2,294 SLPM). Kit configurations that include vacuum cups, fittings, tubing and a mounting clip are available.



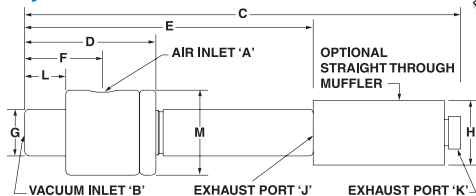
The vacuum level of the Adjustable E-Vac can quickly be changed from lifting lightweight pavers to heavy cement blocks.

### How The Adjustable E-Vac Works



Compressed air flows through the inlet (1), then through an adjustable annular nozzle (2). As the airstream enters the vacuum flow, it expands and increases in velocity (3). A vacuum flow is induced, creating suction (4). The airflow that is drawn through the vacuum inlet mixes with the primary airstream, then exhausts on the opposite end (5).

### Adjustable E-Vac Dimensions



Adjustable Vacuum Generator Dimensions

Model	Air Inlet A	Vacuum Inlet B		C	D	E	F	G	H	L	M	Exhaust Port J	Exhaust Port K
840008	1/8 NPT	1/4 NPT	in	N/A	2.00	4.38	1.19	0.72	N/A	0.63	1.31	1/4 NPT	N/A
			mm	N/A	51	111	30	18	N/A	16	33		
840008M	1/8 NPT	1/4 NPT	in	6.63	2.00	4.38	1.19	0.72	0.75	0.63	1.31	1/4 NPT	1/4 NPS
			mm	168	51	111	30	18	19	16	33		
840015	3/8 NPT	1/2 NPT	in	N/A	2.38	5.44	1.31	0.97	N/A	0.63	1.56	1/2 NPT	N/A
			mm	N/A	60	138	33	25	N/A	16	40		
840015M	3/8 NPT	1/2 NPT	in	9.69	2.38	5.44	1.31	0.97	1.25	0.63	1.56	1/2 NPT	1/2 NPS
			mm	246	60	138	33	25	32	16	40		
840030	3/8 NPT	1/2 NPT	in	N/A	2.50	6.19	1.44	1.22	N/A	0.75	1.94	3/4 NPT	N/A
			mm	N/A	64	157	37	31	N/A	19	49		
840030M	3/8 NPT	1/2 NPT	in	13.63	2.50	6.19	1.44	1.22	2.00	0.75	1.94	3/4 NPT	3/4 NPS
			mm	346	64	157	37	31	51	19	49		
840060	1/2 NPT	3/4 NPT	in	N/A	2.75	6.50	1.56	1.47	N/A	0.75	2.19	1 NPT	N/A
			mm	N/A	70	165	40	37	N/A	19	56		
840060M	1/2 NPT	3/4 NPT	in	13.94	2.75	6.50	1.56	1.47	2.00	0.75	2.19	1 NPT	1 NPS
			mm	354	70	165	40	37	51	19	56		

# E-Vac® Vacuum Generators

## Adjustable E-Vac Vacuum Generators

Choose the Adjustable E-Vac by the SCFM (SLPM) flow that best suits the performance needed for your application (see Performance Table below).

**Adjustable E-Vac Kits** give you the ability to experiment with an assortment of vacuum cups. E-Vac Kits include a muffler, an assortment of (4) pairs of vacuum cups (closely matched to the performance of that E-Vac), (2) straight, (2) elbow and (1) tee vacuum fittings, 10' of vacuum tubing and a mounting clip.

**Adjustable E-Vac Deluxe Kits** include the same items as the standard kit with the addition of an automatic drain filter separator for the compressed air supply and pressure regulator (with coupler).



Adjustable E-Vac Vacuum Generators have vacuum levels up to 25" Hg (85 kPa) that can be used with porous and non-porous materials.

## Adjustable E-Vac Performance

The amount of vacuum created varies with the porosity of the load being picked up. Units come from the factory set to 15" Hg (51 kPa). A maximum of 25" Hg (85 kPa) can be achieved on a solid, non-porous surface, but will require increasing the air consumption and vacuum flow.

Adjustable E-Vac	Model 8.2 SCFM 232 SLPM	Model 15.4 SCFM 436 SLPM	Model 26.4 SCFM 748 SLPM	Model 62.7 SCFM 1,775 SLPM
Adjustable E-Vac Only	840008	840015	840030	840060
Adjustable E-Vac with Straight Through Muffler	840008M	840015M	840030M	840060M
Adjustable E-Vac Kit with Straight Through Muffler	841008M	841015M	841030M	841060M
Adjustable E-Vac Deluxe Kit with Straight Through Muffler	842008M	842015M	842030M	842060M

Adjustable Vacuum Generator Performance (15" Hg and 51 kPa - Metric)																
Model	Air Consumption SCFM @ 80 PSIG SLPM @ 5.5 BAR		Sound Level in dBA		Vacuum Flow (SCFM/SLPM) vs. Vacuum Level ("Hg/kPa) (Set to 15" Hg and 51 kPa - Metric)											
			No Muffler	Straight Through Muffler	0	3/10	6/20	9/31	12/41	15/51	15/51					
840008	8.2	232.2	89	77	5.80	164.2	4.68	132.6	3.71	105.0	2.59	73.4	1.53	43.2	0.0	0.0
840015	15.4	436.1	95	77	18.70	529.5	16.00	453.1	12.02	340.3	7.75	219.4	4.05	114.7	0.0	0.0
840030	26.4	747.5	99	74	36.70	1039.2	32.00	906.1	25.63	725.8	17.68	500.5	7.69	217.8	0.0	0.0
840060	62.7	1775.4	107	85	81.00	2293.6	67.00	1897.2	56.33	1595.1	29.00	821.2	11.13	315.3	0.0	0.0

Adjustable Vacuum Generator Performance (25" Hg and 85 kPa - Metric)																								
Model	Air Consumption SCFM @ 80 PSIG SLPM @ 5.5 BAR		Sound Level in dBA		Vacuum Flow (SCFM/SLPM) vs. Vacuum Level ("Hg/kPa) (Set to 25" Hg and 85 kPa - Metric)																			
			No Muffler	Straight Through Muffler	0	3/10	6/20	9/31	12/41	15/51	18/61	21/71	24/81	25/85										
840008	12.2	345.5	104	89	5.80	164.2	5.58	157.9	5.18	146.5	4.80	135.9	4.33	122.5	3.83	108.3	2.94	83.2	1.93	54.5	0.37	10.5	0.0	0.0
840015	25.9	733.4	107	89	18.00	509.7	16.53	467.9	15.70	444.6	14.18	401.4	12.13	343.3	8.98	254.1	5.65	160.0	2.69	76.1	0.55	15.6	0.0	0.0
840030	44.8	1268.6	107	82	32.00	906.1	29.00	821.2	26.83	759.8	24.12	682.9	20.92	592.3	14.63	414.1	9.90	280.3	6.13	173.7	1.19	33.8	0.0	0.0
840060	105.2	2978.8	114	92	70.00	1982.1	66.33	1878.3	62.33	1765.0	55.50	1571.5	45.00	1274.2	30.67	868.4	18.37	520.1	8.38	237.4	2.10	59.5	0.0	0.0



Compressed air use is minimized by selecting the exact vacuum level required to lift the heavy, porous cardboard cartons.



A series of bellows cups lift one plastic part at a time off of a pallet.

# E-Vac® Vacuum Generators

## Choosing A Suitable Vacuum Cup

**Round Cups** are best suited to smooth, flat surfaces. They will grip and release quickly. These cups hold their shape with extended use and grip well to vertical surfaces. Round cups with cleats are better at lifting heavy loads. Cups without cleats can be used for light lifting.



**Oval Cups** provide the most vacuum due to the larger surface area. They provide more vacuum power than round cups and are suited to lifting heavy loads. They are designed to handle flat rigid sheet materials like wood, glass, cardboard boxes and composites.



**Bellows Cups** are best suited to textured, uneven surfaces. The folds, called convolutions, provide a collapsible area that allows the cup to quickly compress when it touches the flat surface. The attach and release time is greater due to the significant volume of the cup.



## Vacuum Cup Safety Factor

A **safety factor of 2** is recommended when the vacuum cup is positioned horizontally.

A **safety factor of 4** is recommended when the vacuum cup is positioned vertically.

Some companies or local codes may require a specific safety factor.

## Using The Tables Below

Determine the weight of the part to be lifted. Multiply it by the safety factor of (2) when the cup will be positioned horizontally, or by (4) when positioned vertically.

Using the table below, look through the numbers highlighted in orange   for the weight capacity per vacuum cup. Use enough vacuum cups to distribute the weight evenly for stable lifting and placement. The model number(s) for the vacuum cup(s) that can handle that weight are directly above (in that column) and are highlighted in blue  . Details for each vacuum cup can be found on page 109.

To the left of the vacuum cup weight you've selected (in that same row) is the vacuum level highlighted in green   that is needed. Performance data for the In-Line E-Vacs designed for specific vacuum levels can be found on pages 103-104. For loads that vary, Adjustable E-Vacs are the best choice (performance shown on page 107).

Weight in lbs that a vacuum cup can hold at a given vacuum

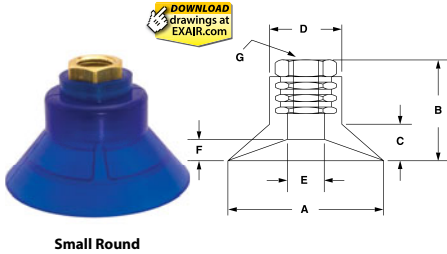
Vacuum Cup Models	900762 900766	900752 900767	900763	900764	900753 900768	900754 900769	900765	900755 900770	900756 900758	900757 900771	900759	900760	900761
Area of cup in"²	0.4	0.8	1.0	1.5	1.8	3.1	4.4	4.9	8.3	14.2	19.6	28.3	
Vacuum "Hg	5	0.5	1.0	1.2	1.8	2.2	3.9	5.3	6.0	10.2	17.4	24.1	34.7
	10	1.0	1.9	2.5	3.7	4.3	7.7	10.7	12.1	20.4	34.8	48.2	69.4
	15	1.5	2.9	3.7	5.5	6.5	11.6	16.0	18.1	30.6	52.3	72.3	104.2
	20	2.1	3.9	4.9	7.4	8.7	15.4	21.4	24.1	40.7	69.7	96.4	138.9
	21	2.2	4.1	5.2	7.8	9.1	16.2	22.4	25.3	42.8	73.2	101.3	145.8
	27	2.8	5.2	6.6	10.0	11.7	20.8	28.9	32.6	55.0	94.1	130.2	187.5

Weight in kilograms that a vacuum cup can hold at a given vacuum

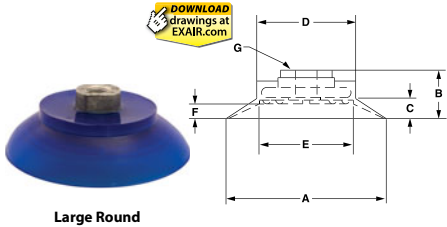
Vacuum Cup Models	900762 900766	900752 900767	900763	900764	900753 900768	900754 900769	900765	900755 900770	900756 900758	900757 900771	900759	900760	900761
Area of cup cm²	3	5	6	10	11	20	28	32	54	92	127	182	
Vacuum kPa	17	0.2	0.4	0.6	0.8	1.0	1.7	2.4	2.7	4.6	7.9	10.9	15.7
	34	0.5	0.9	1.1	1.7	2.0	3.5	4.8	5.5	9.2	15.8	21.9	31.5
	51	0.7	1.3	1.7	2.5	3.0	5.2	7.3	8.2	13.9	23.7	32.8	47.2
	68	0.9	1.7	2.2	3.4	3.9	7.0	9.7	10.9	18.5	31.6	43.7	63.0
	71	1.0	1.8	2.3	3.5	4.1	7.3	10.2	11.5	19.4	33.2	45.9	66.1
	91	1.3	2.4	3.0	4.5	5.3	9.4	13.1	14.8	25.0	42.7	59.1	85.0

## Vacuum Cup Dimensions

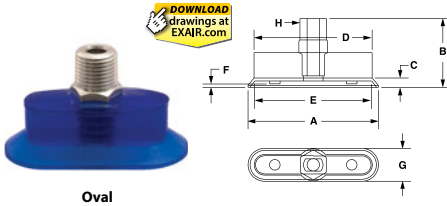
EXAIR vacuum cups are vinyl. They are ideal for general purpose applications and provide excellent resistance to wear. The Durometer rating (used to indicate the flexibility and stiffness of the cup) is A50. Temperature range is 32° to 125°F (0° to 52°C).



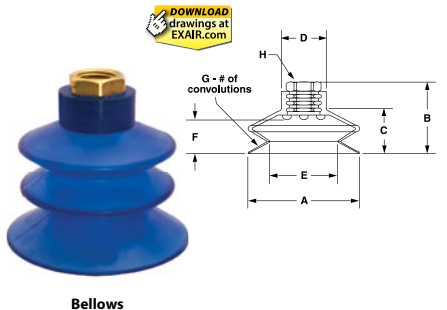
Small Round



Large Round



Oval



Bellows

Vacuum Cups - Small Round									
Model		A	B	C	D	E	F	G	Cleats
900752	in	1.00	1.12	0.25	0.81	0.45	0.17	1/4 FNPT	No
	mm	25	28	6	21	11	4		
900753	in	1.50	0.90	0.28	1.25	1.06	0.12	1/4 FNPT	Yes
	mm	38	23	7	32	27	3		
900754	in	2.00	1.00	0.25	1.56	1.31	0.18	1/4 FNPT	Yes
	mm	51	25	6	40	33	5		
900755	in	2.50	1.80	0.72	1.35	0.95	0.62	1/4 FNPT	Yes
	mm	64	46	18	34	24	16		
900756	in	3.50	1.10	0.56	0.98	0.51	0.37	1/4 FNPT	No
	mm	89	28	14	25	13	9		

Vacuum Cups - Large Round									
Model		A	B	C	D	E	F	G	Cleats
900757	in	3.25	1.15	0.50	2.23	1.87	0.37	3/8 FNPT	Yes
	mm	83	29	13	57	47	9		
900758	in	3.25	1.15	0.50	2.23	1.87	0.37	1/4 FNPT	Yes
	mm	83	29	13	57	47	9		
900759	in	4.25	1.18	0.50	2.75	2.43	0.37	3/8 FNPT	Yes
	mm	108	30	13	70	62	9		
900760	in	5.00	1.75	1.12	3.25	2.65	0.62	3/8 FNPT	Yes
	mm	127	44	28	83	67	16		
900761	in	6.00	1.31	0.50	4.75	4.90	0.12	1/2 FNPT	Yes
	mm	152	33	13	121	124	3		

Vacuum Cups - Oval										
Model		A	B	C	D	E	F	G	H	Cleats
900762	in	1.00	1.06	0.12	0.81	0.76	0.09	0.50	1/8 MNPT	No
	mm	25	27	3	21	19	2	13		
900763	in	2.00	1.06	0.12	1.81	1.76	0.09	0.50	1/8 MNPT	No
	mm	51	27	3	46	45	2	13		
900764	in	1.73	1.03	0.21	1.35	1.21	0.09	0.87	1/8 MNPT	Yes
	mm	44	26	5	34	31	2	22		
900765	in	2.96	0.93	0.19	0.92	2.34	0.20	1.47	1/8 FNPT	No
	mm	75	24	5	23	59	5	37		

Vacuum Cups - Bellows										
Model		A	B	C	D	E	F	G	H	Cleats
900766	in	0.73	1.43	0.75	0.67	0.45	0.79	3	1/4 FNPT	No
	mm	19	36	19	17	11	20			
900767	in	1.00	1.48	0.85	0.56	0.44	0.85	4	1/8 FNPT	No
	mm	25	38	22	14	11	22			
900768	in	1.50	1.12	0.71	1.06	1.00	0.31	1	1/4 FNPT	Yes
	mm	38	28	18	27	25	8			
900769	in	2.00	1.54	0.89	1.00	1.17	0.68	1	1/4 FNPT	Yes
	mm	51	39	23	25	30	17			
900770	in	2.50	2.40	1.75	1.00	1.12	1.80	2	1/4 FNPT	No
	mm	64	61	44	25	28	46			
900771	in	3.25	3.00	2.20	1.00	1.53	2.00	2	3/8 FNPT	No
	mm	83	76	56	25	39	51			

MNPT = NPT Male  
FNPT = NPT Female

# E-Vac® Vacuum Generators

## Increased Energy And Vacuum Efficiency

Energy and vacuum efficiency are not limited to the Adjustable E-Vac vacuum generators. All E-Vac styles and models can offer significant improvements when looking to reduce the amount of compressed air used for a specific vacuum application. Once the appropriate amount of vacuum and flow for the application are determined, it is important to select the appropriate model that will deliver the best performance while using the least amount of compressed air that it takes to do the job.

Many companies have a centralized vacuum system where the vacuum is generated at a location that is far away from the point of use. The long runs of piping through the plant produce line loss and it is often difficult to obtain that perfect balance of vacuum and flow required for the application. The compact In-line E-Vac vacuum generators eliminate this problem since they can be mounted at the point where the vacuum source is needed. EXAIR's Application Engineers can help you to select the E-Vac vacuum generator and vacuum cups that provide the right amount of lifting capability while minimizing the amount of compressed air usage.

## Other Applications For E-Vac

E-Vacs are used in many other “non-lifting” applications. They are commonly used for vessel evacuation, clamping, chucking, and other work holding applications. Many types of automated equipment use vacuum to evacuate, grip, hold, align and insert parts. These vacuums can be used for surface mounting, vacuum packaging, bag opening, label placement, carton forming and container evacuation.

Another popular application is using the E-Vac for liquid sampling. This process can easily be accomplished using an E-Vac vacuum generator attached to a liquid holding tube. When the tube is dipped into the vat, tank or container, the compressed air is turned on so it draws a specific volume of liquid up into the tube. When the compressed air is turned off, the liquid flows from the tube and can be dispensed into a container or machine to be analyzed.

## Accessories Needed To Build Your Vacuum System

EXAIR offers a variety of mufflers, tubing, check valves, and fittings shown on page 111 that make it easy to build a vacuum system best suited to your vacuum application.

When using E-Vac vacuum generators, it is important to use a source of clean, dry compressed air that will keep them operating at their peak performance. Automatic drain filter separators to keep the compressed air free of contaminants and moisture can be found on page 163. Oil removal filters that remove oil particulates that are common to many compressed air systems are also shown. Pressure regulators, shutoff valves, compressed air hose, and solenoid valves (to electrically turn the compressed air on and off) can be found on pages 164 through 168.

### • Mufflers

Optional silencing mufflers are available that permit maximum exhaust of the E-Vac unit so cycle speed is not reduced. The Standard Muffler (for use with In-Line E-Vacs only) has a closed end and is suitable for applications that are free of dust and debris. The Straight Through Muffler is recommended where particulates are present since it will not accumulate debris that can erode performance. Straight Through Mufflers offer the best sound level reduction (up to 26 dBA). Sound levels are shown on pages 103, 104 and 107.

### • Fittings and Tubing

The vacuum port of the E-Vac has an NPT thread (a vacuum cup can be threaded directly into it). For vacuum cups that are remotely located, push-in connector fittings (most have global threads for use with NPT and BSP), or hose barb fittings can be installed on the E-Vac and the vacuum cup. Polyurethane vacuum tubing is available (10', 20', 30', 40' and 50' lengths) to connect them. For best performance, the length of the tubing should be minimized to achieve the best attach and release times.

### • Check Valve

A vacuum check valve is available to hold the vacuum in case of compressed air loss. E-Vac vacuum generators that are used without a check valve will release the load if there is a significant drop in compressed air pressure or the supply of compressed air is lost.



Mufflers		
Standard		
Model	Description	Thread
900800	Standard Muffler	1/4 MNPT
900801	Standard Muffler	3/8 MNPT
900802	Standard Muffler	1/2 MNPT
Straight Through		
Model	Description	Thread
890001	Straight Through	1/4 MNPS
890002	Straight Through	3/8 MNPS
890003	Straight Through	1/2 MNPS
890004	Straight Through	3/4 MNPS
890005	Straight Through	1 MNPS



Check Valves		
Model	Description	Thread
900804	Check Valve	1/4 FNPT
900805	Check Valve	3/8 FNPT
900806	Check Valve	1/2 FNPT

### E-Vac Accessories

Push-In Connector	
Model	Description
900773	1/4 Tube x 1/8 FNPT
900774	1/4 Tube x 1/8 Male Global Thread
900775	1/4 Tube x 1/4 Male Global Thread
900776	1/4 Tube x 3/8 Male Global Thread
900777	3/8 Tube x 1/8 Male Global Thread
900778	3/8 Tube x 1/4 Male Global Thread
900779	3/8 Tube x 3/8 Male Global Thread
900780	3/8 Tube x 1/2 Male Global Thread



### Push-In Swivel Elbow Connector

Model	Description
900781	1/4 Tube x 1/8 Male Global Thread
900782	1/4 Tube x 1/4 Male Global Thread
900783	1/4 Tube x 3/8 Male Global Thread
900784	3/8 Tube x 1/8 Male Global Thread
900785	3/8 Tube x 1/4 Male Global Thread
900786	3/8 Tube x 3/8 Male Global Thread
900787	3/8 Tube x 1/2 Male Global Thread



### Push-In Swivel Branch Tee Connector

Model	Description
900788	1/4 Tube x 1/8 Male Global Thread
900789	1/4 Tube x 1/4 Male Global Thread
900790	3/8 Tube x 1/4 Male Global Thread
900791	3/8 Tube x 3/8 Male Global Thread



### E-Vac Accessories - continued

#### Push-In Bulkhead Connector

Model	Description
900792	Female Union - 1/4 Tube x 1/4 Tube
900793	Female Union - 3/8 Tube x 3/8 Tube
900809	Female Union - 1/4 Tube x 1/4 NPT
900810	Female Union - 3/8 Tube x 1/4 NPT

#### Vacuum Tubing

Tubing lengths are 10', 20', 30', 40', and 50'. Select the tubing model number (diameter) and indicate the length with a dash. Example: A Model 900795-20 is 1/4" tubing x 20' long.

Model	Description
900795-	1/4" O.D. Polyurethane Tubing
900796-	3/8" O.D. Polyurethane Tubing



#### Mounting Clip

Model	Description
900798	Mounting Clip with Strap



#### Hose Barbs

Model	Description
900969	1/4 MNPT x 1/4 Hose Barb
900970	1/4 MNPT x 3/8 Hose Barb
900971	1/4 MNPT x 1/2 Hose Barb
900972	1/2 MNPT x 1/4 Hose Barb
900973	1/2 MNPT x 3/8 Hose Barb
900974	1/2 MNPT x 1/2 Hose Barb
900975	1/2 MNPT x 3/4 Hose Barb
900976	3/4 MNPT x 3/8 Hose Barb
900977	3/4 MNPT x 1/2 Hose Barb
900978	3/4 MNPT x 3/4 Hose Barb
900979	3/4 MNPT x 1 Hose Barb
900980	1 MNPT x 3/4 Hose Barb
900981	1 MNPT x 1 Hose Barb



#### Hose

Hose lengths are 10', 20', 30', 40', and 50'. Select the hose model number (diameter) and indicate the length with a dash. Example: A Model 900796-20 is 1/4" hose x 20' long.

Model	Description
900796-	1/4" I.D. Hose
900689-	3/8" I.D. Hose
900690-	1/2" I.D. Hose
900063-	3/4" I.D. Hose
900064-	1" I.D. Hose



### Vacuum Gauge

Model	Description	Thread
900811	Vacuum Gauge (0-30" Hg)	1/8 MNPT



MNPT = NPT Male  
FNPT = NPT Female

MNPT = NPT Male  
FNPT = NPT Female