

EXAIR®

MANUFACTURING INTELLIGENT COMPRESSED AIR® PRODUCTS SINCE 1983



COAT



CONSERVE



COOL



CONVEY



CLEAN



2013 **Green** Manufacturer
Product Innovation Award



GOLDEN
MOUSETRAP
AWARDS
2013 FINALIST

2013
Plant Engineering
PRODUCT
of the YEAR
Gold Award

**1" Flat Super
Air Nozzle**

27
CATALOG



YOU REQUESTED THIS CATALOG AND PRICE LIST.
PLEASE SEE MAILING LABEL ON BACK COVER.

Terms and Conditions 2

EXAIR Optimization 3

- Electronic Flow Control 4
- Digital Sound Level Meter 6
- Ultrasonic Leak Detector 7
- Digital Flowmeter 9

Air Knives 11

- Super Air Knife 11
- PVDF Super Air Knife 17
- Universal Air Knife Mounting System 20
- NEW** Long Super Air Knife 22
- Standard Air Knife 24
- Full-Flow Air Knife 27

Air Wipes 29

- Super Air Wipes 29
- Standard Air Wipes 33

Air Amplifiers 35

- Super Air Amplifiers 37
- Adjustable Air Amplifiers 41

Air Nozzles and Jets 43

- Air Nozzles 43
- Super Air Nozzles 46
- Air Jets 50
- High Force Air Nozzles 52
- NEW** Large Super Air Nozzles 53
- Super Air Nozzle Clusters 56
- Stay Set Hoses 56

Atomizing Nozzles 59

- Internal Mix Narrow Angle Round Atomizing Nozzles 60
- Internal Mix Wide Angle Round 61
- Internal Mix Flat Fan Atomizing Nozzles 62
- NEW** Internal Mix Deflected Flat Fan Atomizing Nozzles 63
- NEW** Internal Mix 360° Hollow Circular Atomizing Nozzles 63
- External Mix Round Atomizing Nozzles 64
- External Mix Narrow Angle Flat Fan 65
- External Mix Wide Angle Flat Fan Nozzles 66
- Siphon Fed Round Atomizing Nozzles 67
- Siphon Fed Flat Fan Atomizing Nozzles 68
- No Drip Internal Mix Narrow Angle Round 70
- No Drip Internal Mix Wide Angle Round 70
- No Drip Internal Mix Flat Fan 70
- NEW** No Drip Internal Mix Deflected Flat Fan 70
- NEW** No Drip Internal Mix 360° Hollow Circular 70
- No Drip External Mix Round 70
- No Drip External Mix Narrow Angle Flat Fan 70
- No Drip External Mix Wide Angle Flat Fan 70
- No Drip Siphon Fed Round 70
- No Drip Siphon Fed Flat Fan 70

Safety Air Guns 72

- Chip Shields 73
- Precision Safety Air Guns 74
- NEW** Soft Grip Safety Air Guns 74
- NEW** Heavy Duty Safety Air Guns 76
- Super Blast Safety Air Guns 77

Static Eliminators 79

- Super Ion Air Knife 81
- Power Supplies 83
- Standard Ion Air Knife 87
- Ionizing Bars 89
- Super Ion Air Wipes 91
- Ion Air Cannon 93
- Ion Air Gun 95
- Ion Air Jet 97
- Stay Set Ion Air Jet 97
- Ionizing Point 99
- Static Meter, AC Sensor 100

E-Vac® Vacuum Generators ... 101

- How to Build an E-Vac System 102
- In-Line 105
- Adjustable 106
- Vacuum Cups 108

Air Operated Conveyors 112

- Line Vac 112
- Threaded Line Vac 118
- Heavy Duty Line Vac 120
- Light Duty Line Vac 122

Industrial Housekeeping 124

- Reversible Drum Vac 124
- NEW** High Lift Reversible Drum Vac 126
- Chip Trapper 128
- Chip Vac 130
- Heavy Duty Dry Vac 132
- NEW** Heavy Duty HEPA Vac 134
- Vac-u-Gun 136

Vortex Tubes & Spot Cooling . 138

- Vortex Tubes 138
- Adjustable Spot Cooler 146
- Mini Cooler 149

Cold Gun Aircoolant Systems . 150

Cabinet Cooler® Systems 154

- NEMA 12, 4 and 4X 156
- Electronic Temperature Control 159

Accessories 163

- Filters 163
- Regulators 164
- Silencing Mufflers 165
- Receiver Tank 166
- Valves, Swivels, Thermostats 167
- Magnetic Bases, Stay Sets, Hoses 168

Page 3 EXAIR Optimization
Minimize Compressed Air Use and Detect Wasteful Leaks

Page 11 Air Knives
Blowoff, Clean, Dry and Cool with Less Noise and Air Consumption

Page 29 Air Wipes
Blowoff, Dry, Clean and Cool Pipe, Cable, Extruded Shapes and Hose

Page 35 Air Amplifiers
Vent, Exhaust, Cool, Dry and Clean - with No Moving Parts

Page 43 Air Nozzles and Jets
Reduce Noise Levels and Air Costs on Blowoff Operations

Page 59 Atomizing Nozzles
All Stainless Steel Construction for Durability and Corrosion Resistance!

Page 72 Safety Air Guns
Safety Air Guns Use Engineered Air Nozzles for High Performance

Page 79 Static Eliminators
Eliminate Static Electricity, Dust and Shock Hazard

Page 101 E-Vac® Vacuum Generators
Vacuums for Lifting, Clamping, Mounting and Placement

Page 112 Air Operated Conveyors
Convey Parts, Materials and Waste - with No Moving Parts

Page 124 Industrial Housekeeping
Reliable Vacuums for Chip Removal, Liquid Transfer and Cleaning

Page 138 Vortex Tubes and Spot Cooling
Cold Air for Industrial Spot Cooling Problems

Page 150 Cold Gun Aircoolant Systems
Cool Machining Operations with Clean, Cold Air

Page 154 Cabinet Cooler® Systems
Cool and Purge NEMA 12, 4 and 4X Electrical Control Panels

Page 163 Accessories
Mufflers, Filters, Regulators, Valves, Swivel Fittings and More

Terms and Conditions (U.S. and Canada Only)

Terms: Net 30 days upon credit approval, Visa, MasterCard, Discover and American Express.



Cards

ICC (International Chamber of Commerce) INCOTERM 2010: EX WORKS
(EXAIR Corporation, 11510 Goldcoast Dr., Cincinnati, Ohio 45249, USA.)

Delivery: All cataloged products are shipped from stock, via U.P.S. within 24 hours after receipt of order. Priority shipment is available upon request.

Ordering: Call 1-800-903-9247 or 513-671-3322 Worldwide
8:00 a.m. to 5:00 p.m. ET (Mon. - Fri.)
Fax toll free 1-866-329-3924 or
513-671-3363 Worldwide
E-mail: orders@exair.com
www.exair.com (secure web site)

Remit to address (payments only):

EXAIR Corporation
Location 00766
Cincinnati, Ohio 45264-0766

Tax: Sales and use tax, where applicable, are not included.

Technical Assistance: Please call our Application Engineering Department, 1-800-90-EXAIR (1-800-903-9247).

Warranty: 5 Year "Built To Last" Warranty against defects in workmanship and materials on all compressed air products*. Defective products must be returned freight prepaid for repair or replacement at our option. This warranty applies under conditions of normal use, but does not apply to defects that result from intentional damage, negligence, unreasonable use, wear or exposure.

Built to Last 5 Year WARRANTY

*5 Year Warranty applies to compressed air products only.

A 1 Year Warranty applies to all accessories and electrically powered products.

EXAIR's Unconditional Guarantee:

Extends to all U.S. and Canadian customers and includes invoiced U.P.S. Ground Service shipping charges. Products returned after the 30 day guarantee period are subject to a 15% restocking charge. Products must be returned freight prepaid.



11510 Goldcoast Dr.
Cincinnati, Ohio 45249-1621
Phone Number: (513) 671-3322
Fax Number: (513) 671-3363
E-mail: techhelp@exair.com
Web Site: www.exair.com



OSHA and CE Compliance: EXAIR compressed air products comply with OSHA's Safety Requirements, the EU General Product Safety Directive (2001/95/EC) and meet the noise limitation requirements of the EU Machinery Directive (2006/42/EC). EXAIR's Electronic Flow Control and Electronic Temperature Control meet the low voltage standards of the EU Low Voltage Directive (2006/95/EC). Some EXAIR products display the CE mark where there are applicable directives. All sound level measurements are taken at 3 feet away.

RoHS: Electrical portions of EXAIR's static eliminators, EFC, ETC, solenoid valves, and thermostats comply with the RoHS (Restriction of Hazardous Substances) Directive 2002/95/EC, including the amendment outlined in the European Commission decision L 214/65.

Reach: Per Regulation (EC) No 1907/2006 Title I, Article 3, paragraph 3, the European Union has recently enacted legislation to register chemicals and substances imported into the EU to ensure a high level of protection of human health and the environment.

Per Title II, Article 7, paragraph 1, articles (products) must be registered when a substance is intended to be released under normal or reasonably foreseeable conditions of use and it is present in those articles in quantities totaling over 1 metric ton per producer or importer per year. Registration of EXAIR products is not required since they do not contain substances that are intentionally released.

Conflict Mineral Free: Look for this symbol to designate conflict mineral free products throughout our catalog. EXAIR supports Section 1502 of the



Dodd-Frank Wall Street Reform and Consumer Protection Act and we are committed to compliance with the conflict minerals rule in order to curb the illicit trade of tin, tantalum, tungsten and gold in the DRC region. EXAIR is using the EICG-GeSI template to document our supply chain and commitment to conflict free products.

Copyright Restrictions: The content of the EXAIR Catalog, including all photos, graphics, drawings and arrangements are proprietary to EXAIR Corporation and are protected by the United States and international copyright and trademark laws. You are authorized to use the contents of the EXAIR Catalog for personal use or as it relates to your role as a current or prospective customer of EXAIR. The contents of this catalog may not be copied or modified for any type of publication or distribution without the prior written consent of EXAIR Corporation. The content of the EXAIR Catalog is the intellectual property solely of the EXAIR Corporation with no rights transferred to other parties. No part of this catalog may be reproduced for any commercial purposes without the express authorization in writing by the EXAIR Corporation.

Trademarks: "EXAIR", "Cabinet Cooler", "E-Vac", "Intelligent Compressed Air", and "Compressed Air Intelligence" are registered trademarks of the EXAIR Corporation. The EXAIR logo, product names, designs and descriptive phrases are trademarked by EXAIR Corporation. These trademarks may not be used without prior written permission of the EXAIR Corporation.

EFC, Digital Flowmeter, Digital Sound Level Meter, High Power Cold Gun, Super Air Knife, Standard Air Knife, Full-Flow Air Knife, Air Cannon, Super Air Amplifier, Adjustable Air Amplifier, Super Air Nozzle, Micro Air Nozzle, High Power Safety Air Nozzle, Stay Set Hose, Super Blast Safety Air Gun, Super Air Wipe, Standard Air Wipe, Super Ion Air Knife, Standard Ion Air Knife, Super Ion Air Wipe, Ion Air Cannon, Ion Air Gun, Ion Air Jet, Ionizing Point, Stay Set Ion Air Jet, Line Vac, Chip Vac, Heavy Duty Dry Vac, Heavy Duty HEPA Vac, Reversible Drum Vac, High Lift Reversible Drum Vac, Chip Trapper, Vac-u-Gun, Air Disk, Air Stik, Mini Cooler, Cold Gun Aircoolant System, and ETC are trademarks of EXAIR Corporation.



Intelligent Compressed Air® products are identified throughout this catalog that can help your plant save tens of thousands of dollars over the course of a single year. *The Best Practices for Compressed Air Systems* manual published by the Compressed Air Challenge® recommends products like the Super Air Knife™, Super Air Amplifier™, and the family of Super Air Nozzles™ for energy conservation. Many of the products shown offer unique ways to solve common industrial problems using compressed air. Compressed Air Challenge is a registered trademark of Compressed Air Challenge, Inc.



EXAIR has partnered with Energy Star, a voluntary program of the U.S. Department of Energy and the Environmental Protection Agency. Energy Star offers energy efficient solutions to help save money while protecting the environment for future generations. EXAIR has implemented improved energy management practices and technologies throughout our facility, including energy efficient lighting, HVAC systems, and electronic thermostats. EXAIR's participation in this program underscores our commitment to conserving energy.

EXAIR products are subject to ongoing development. Specifications are subject to change without notice.

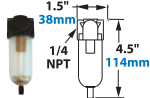
Some products in this catalog are covered by U.S. Patent #5402938, #8153001 and #8268179 and others may be U.S. Patent Pending.

Copyright ©2014 EXAIR Corporation. All Rights Reserved.

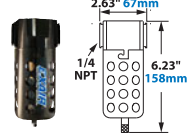


Filter Separators


Model 9003



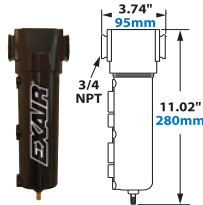
Model 9004




Model 9001 & 9032



Model 9002



Model 9066




EXAIR's Filter Separators remove water, dirt and rust from your compressed air system. They prevent these contaminants from plugging or damaging the compressed air products. A Filter Separator should be installed prior to an oil removal filter, pressure regulator or valve.

The Model 9003 Manual Drain Filter has a polycarbonate bowl and a 20 micron filter element. A manual drain is used to empty the filter. Model 9001, 9002, 9004, 9032, and 9066 Automatic Drain Filter Separators have a metal bowl and a 5 micron filter element (Model 9004 has a polycarbonate bowl with a metal guard). An internal float automatically activates the drain when the bowl becomes full.

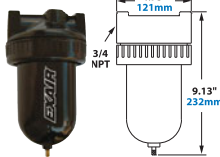
Model #	Description
9003	Manual Drain Filter Separator, 1/4 NPT, 27 SCFM (765 SLPM)
9004	Automatic Drain Filter Separator, 1/4 NPT, 43 SCFM (1,218 SLPM)
9001	Automatic Drain Filter Separator, 3/8 NPT, 65 SCFM (1,841 SLPM)
9032	Automatic Drain Filter Separator, 1/2 NPT, 90 SCFM (2,549 SLPM)
9002	Automatic Drain Filter Separator, 3/4 NPT, 220 SCFM (6,230 SLPM)
9066	Automatic Drain Filter Separator, 1-1/4 NPT, 400 SCFM (11,327 SLPM)

Oil Removal Filters

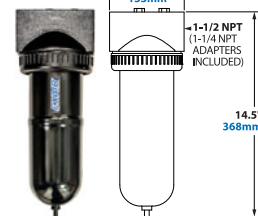
Model 9027



Model 9006



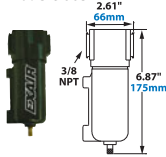
Model 9010



EXAIR's Model 9027, 9005, 9006, and 9010 Oil Removal Filters remove oil particulate that is typical of many compressed air systems.

A 0.03 micron element is used to trap submicron particles. An internal float automatically activates the drain when full.

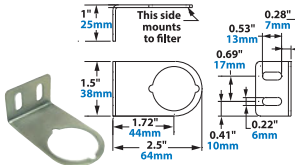
Model 9005



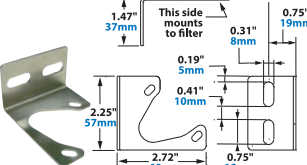
Model #	Description
9027	Oil Removal Filter, 1/4 NPT, 24 SCFM (680 SLPM)
9005	Oil Removal Filter, 3/8 NPT, 15-37 SCFM (425-1,048 SLPM)
9006	Oil Removal Filter, 3/4 NPT, 50-150 SCFM (1,416-4,248 SLPM)
9010	Oil Removal Filter, 1-1/2 NPT, 130-310 SCFM (3,679-8,773 SLPM)

Filter Mounting Brackets

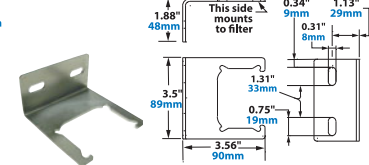
Model 900395



Model 900396



Model 900397



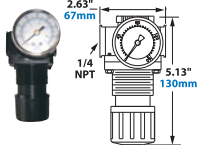
Model #	Description
900395	Mounting Bracket for Model 9003
900396	Mounting Bracket for Model 9001, 9004, 9005, 9027, and 9032
900397	Mounting Bracket for Model 9002

Accessories

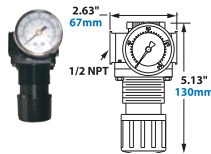
Pressure Regulators

EXAIR's Model 9008, 9033, 9009 and 9067 Pressure Regulators permit easy selection of the operating pressure. A pressure gauge is included.

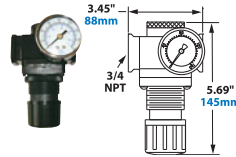
Model 9008



Model 9033



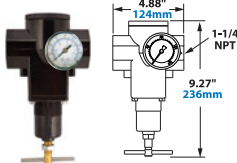
Model 9009



Model 9011

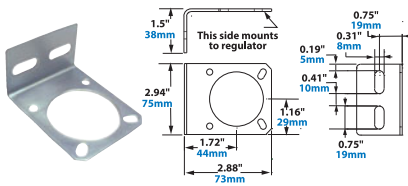


Model 9067



Model #	Description
9008	Pressure Regulator with Gauge, 1/4 NPT, 50 SCFM (1,416 SLPM)
9033	Pressure Regulator with Gauge, 1/2 NPT, 100 SCFM (2,832 SLPM)
9009	Pressure Regulator with Gauge, 3/4 NPT, 220 SCFM (6,230 SLPM)
9067	Pressure Regulator with Gauge, 1-1/4 NPT, 600 SCFM (16,990 SLPM)
9011	Pressure Gauge Only, 1/4 NPT, 0-160 PSI (0-11 BAR)


Pressure Regulator Mtg Brackets



This optional mounting bracket fits Models 9008, 9033 and 9009 Pressure Regulators and includes the bracket and a locking ring.

Model #	Description
900398	Mounting Bracket for Model 9008, 9033 and 9009


Mounting and Coupling Kits



Model #	Description
9046	Mounting and Coupling Kit for Model 9001 Filter/Model 9008 Regulator and Model 9032 Filter/Model 9033 Regulator
9047	Mounting and Coupling Kit for Model 9002 Filter/Model 9009 Regulator
9048	Mounting and Coupling Kit for Model 9004 Filter/Model 9005 Oil Removal Filter

Coupling Kits

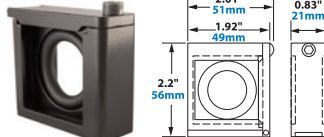
Model 900394



EXAIR's Coupling Kits are interlocking slides that couple the modular filters and pressure regulators together.

Model #	Description
900394	Fits auto drain filters and regulators with 1/4 NPT, 3/8 NPT and 1/2 NPT threads
900552	Fits auto drain filters and regulators with 3/4 NPT threads

Model 900552

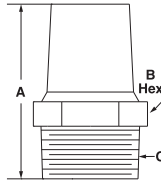


Silencing Mufflers

EXAIR Silencing Mufflers help to reduce work area noise produced by air exhausting from cylinders, valves and other air powered equipment. Per OSHA standard 1910.95, a worker must not be exposed to sound levels above 90 dBA for any eight hour shift of a 40 hour work week. Silencing Mufflers help plants meet this OSHA requirement by reducing the sound to safe levels below 90 dBA. They also eliminate harmful dead ended pressures. Each style of Silencing Muffler shown has a high airflow capacity, with low back pressure. Popular NPT sizes are ideal for new and existing installations.

Sintered Bronze Mufflers

EXAIR's low cost Sintered Bronze Mufflers are easy to install in new and existing exhaust ports of valves, cylinders and other air powered equipment. Each Sintered Bronze Muffler is capable of passing a certain volume of air with minimal back pressure restriction so it doesn't interfere with the operation of the cylinder or valve. When used with cylinders, the "Muffler Quick Pick" table helps you select the appropriate muffler based on the actual bore and stroke of the cylinder. (Note: Model 9089 has a 1/2"-20 straight thread to fit most solenoid valves.)



- Model 9080
- Model 9081
- Model 9082
- Model 9083
- Model 9084
- Model 9085
- Model 9086
- Model 9087
- Model 9088
- Contact an Application Engineer

Muffler will exhaust cylinder in 1/2 second for a cylinder charged to 100 PSIG

Muffler Quick Pick

Bore (in.)	Stroke (in.)									
	3	6	9	12	18	24	30	36	42	48
0.5										
1.0										
1.5										
2.0										
2.5										
3.0										
3.5										
4.0										
4.5										
5.0										
5.5										
6.0										

Model #		Overall Length		Hex	Thread Size
		A	B	C	
9080	in	0.72	0.31		#10-32
	mm	18	8		
9081	in	1.13	0.44		1/8 NPT
	mm	29	11		
9082	in	1.38	0.56		1/4 NPT
	mm	35	14		
9083	in	1.50	0.69		3/8 NPT
	mm	38	18		
9084	in	1.88	0.88		1/2 NPT
	mm	48	22		
9085	in	2.25	1.06		3/4 NPT
	mm	57	27		
9086	in	2.91	1.31		1 NPT
	mm	74	33		
9087	in	3.25	1.69		1-1/4 NPT
	mm	83	43		
9088	in	3.69	2		1-1/2 NPT
	mm	94	51		
9089*	in	1.19	0.63		1/2"-20 FEMALE
	mm	30	16		

* Model 9089 for solenoid valves only.

Reclassifying Mufflers


Reclassifying Mufflers are an upgrade from Sintered Bronze Mufflers. They offer the best noise reduction - up to 35 dB. Available from 1/8 NPT through 1 NPT. Reclassifying Mufflers eliminate oil mist. Exhaust air from cylinders and valves often contain oil mists that can contaminate the workers' breathing air, affecting their health. Per OSHA standard 29 CFR 1910.10, a worker's cumulative exposure to oil mist must not exceed 4.32 PPM (parts per million) in any eight hour shift of a 40 hour work week.

The patented wrap design of the removable element separates oil from the exhausted air so virtually no oil is released into the environment. Based on an intake of 50 PPM at 100 PSIG, the Reclassifying Mufflers reclassify and reduce the exhausted oil mist to .015 PPM. A reservoir where oil accumulates at the bottom can be drained by attaching a 1/4" tube. Go to www.exair.com/mufflers.htm for details.



Accessories

Straight-Through Mufflers



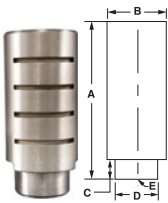
Straight-Through Silencing Mufflers feature a corrosion-resistant aluminum outer shell lined with sound-absorbing foam for better noise reduction. The typical noise reduction is up to 20 dB.

Model #	Description		A	B	C	D	E	Rated Flow
3905	Straight-Through Muffler	in	4	1.50	0.50	1/4 MNPT	1/4 FNPT	22 SCFM
		mm	102	38	13			623 SLPM
3911	Straight-Through Muffler	in	4.13	1.50	0.63	3/8 MNPT	3/8 FNPT	50 SCFM
		mm	105	38	16			1,415 SLPM
3913	Straight-Through Muffler	in	9.75	2	0.75	3/4 MNPT	3/4 FNPT	73 SCFM
		mm	248	51	19			2,066 SLPM

Flow rated at 1/2 PSIG back pressure

Caution: Operations approaching 32°F (0°C) or below could result in freeze-up due to moisture in the compressed air line.

Heavy Duty Mufflers



Heavy Duty Silencing Mufflers feature a corrosion-resistant aluminum outer shell with an internal stainless steel screen that protects valves and cylinders from contamination that could enter through the exhaust ports. This also keeps contaminants such as rust from being ejected at high speed from the exhaust port. The typical noise reduction is up to 14 dB.

Model #	Description		A	B	C	D	E
3903	Heavy Duty Muffler	in	1.81	0.81	0.44	0.63	1/4 FNPT
		mm	46	21	11	16	
3907	Heavy Duty Muffler	in	4.50	2	0.75	1.50	3/4 FNPT
		mm	114	51	19	38	

Caution: Operations approaching 32°F (0°C) or below could result in freeze-up due to moisture in the compressed air line.

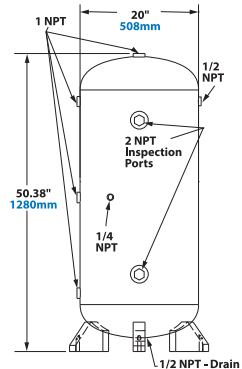
60 Gallon Receiver Tank



Some applications require an intermittent demand for a high volume of compressed air. This can cause fluctuations in pressure and volume throughout the compressed air system with some points being “starved” for compressed air. EXAIR’s Model 9500-60 60 Gallon Receiver Tank can be installed near the point of high demand so there is an additional supply of compressed air available for a short duration. The time between the high volume demand occurrences should be long enough so the compressor has enough time to replenish the EXAIR 60 Gallon Receiver Tank.

The 60 gallon vertical steel tank with mounting feet saves floor space and meets the American Society of Mechanical Engineers (ASME) pressure vessel code. (It is not ASME rated for vacuum.) A drain valve is provided for placement at the bottom of the tank to discharge liquid and contaminants.

A user supplied check valve installed upstream of the receiver tank will maintain the tank at maximum pressure so upstream uses of compressed air do not deplete the tank. A user supplied needle valve can regulate the refilling of the receiver tank, effectively reducing the large intermittent air requirement into a smaller average demand.



Receiver Tank

Model #	Description
9500-60	60 Gallon Receiver Tank

- Pressure tank has a primer finish
- Temperature rating is -20° to 450°F
- Tank maximum pressure is 200 PSIG
- No plugs are included for open ports. User must supply pressure rated plugs and pressure relief valve.
- Weight is 165 lbs. (75 kg)
- Please consult your local code requirements prior to installation.

Solenoid Valves



Solenoid Valves are available in a variety of flow rates and voltages. All models are UL Listed and are CE and RoHS compliant.



Model #	Description
9020	Solenoid Valve, 120V, 50/60Hz, 1/4 NPT, 40 SCFM (1,133 SLPM)
9018	NEMA 4-4X Solenoid Valve, 110-120V, 50/60Hz, 1/4 NPT, 40 SCFM (1,133 SLPM)
9034	Solenoid Valve, 120V, 50/60Hz, 1/2 NPT, 100 SCFM (2,832 SLPM)
9036	Solenoid Valve, 120V, 50/60Hz, 3/4 NPT, 200 SCFM (5,664 SLPM)
9021	Solenoid Valve, 200-240V, 50/60Hz, 1/4 NPT, 40 SCFM (1,133 SLPM)
9024	NEMA 4-4X Solenoid Valve, 240V, 50/60Hz, 1/4 NPT, 40 SCFM (1,133 SLPM)
9035	Solenoid Valve, 120V, 50/60Hz, 1/2 NPT, 200 SCFM (5,664 SLPM)
9037	Solenoid Valve, 240V, 50/60Hz, 3/4 NPT, 200 SCFM (5,664 SLPM)
9031	Solenoid Valve, 24VDC, 1/4 NPT, 40 SCFM (1,133 SLPM)
9058	NEMA 4-4X Solenoid Valve, 24VDC, 1/2 NPT, 100 SCFM (2,832 SLPM)
9059	NEMA 4-4X Solenoid Valve, 24VDC, 3/4 NPT, 200 SCFM (5,664 SLPM)
9065	Solenoid Valve, 24VDC, 1 NPT, 350 SCFM (9,911 SLPM)

Valves



Model #	Description
9012	Manual Valve, 1/4 NPT
900340	Manual Valve, 3/8 NPT
900343	Manual Valve, 1/2 NPT
900743	Manual Valve, 3/4 NPT
900346	Manual Valve, 1 NPT
900744	Manual Valve, 1-1/4 NPT

Model #	Description
9040	Foot Valve, 1/4 NPT

Swivel Fittings



EXAIR's Swivel Fittings make it easy to adjust the position of the Air Nozzles, Air Jets, and Air Amplifiers. Swivel Fittings permit a movement of 25 degrees from the center axis for a total movement of 50 degrees. Type 303 and 316 stainless steel.

Model #	Description
9201	M4 x 0.5mm female x 1/8 MNPT Swivel Fitting, 316 SS
9202	M5 x 0.5mm female x 1/8 MNPT Swivel Fitting, 316 SS
9203	M6 x 0.75mm female x 1/8 MNPT Swivel Fitting, 316 SS
9052	1/8 NPT Swivel Fitting, 303 SS
9053	1/4 NPT Swivel Fitting, 303 SS
9068	3/8 NPT Swivel Fitting, 303 SS
9069	1/2 NPT Swivel Fitting, 303 SS
9023	3/4 NPT Swivel Fitting, 303 SS

ETC™ Electronic Temperature Control



Model 9238 - 120VAC, 50/60Hz
Model 9239 - 240VAC, 50/60Hz



Setting Temperature: Membrane push button control
Power Supply Current: 165 mA max
Sensor: Type J Thermocouple
ETC enclosure: Polycarbonate NEMA 4X, IP 66, UL508, UL94-5V
Temperature Sampling Rate: 1 Reading/second
Max. Temp.: 158°F (70°C)
Solenoid Valve: 1/4 NPT, 40 SCFM (1,133 SLPM)
CE and RoHS Compliant

EXAIR's digital ETC™ (Electronic Temperature Control) provides precise temperature control for your electrical enclosure. The LED readout of the ETC displays the internal temperature of the electrical enclosure (°F or °C) that is constantly being monitored by a quick response thermocouple.

EXAIR Corporation

11510 Goldcoast Drive • Cincinnati, OH 45249-1621 • Phone (513) 671-3322
FAX (513) 671-3363 • E-mail: techelp@exair.com • www.exair.com

Thermostat



The adjustable thermostat is factory set at 95°F (35°C). It will normally hold $\pm 2^\circ\text{F}$ (1°C) of the desired temperature setting. It is rated 24V-240V AC or DC, 50/60Hz and is UL Recognized, CSA Certified.



Model #	Description
9017	Thermostat

Order Direct
We Ship From Stock **167**

Accessories

Magnetic Bases

Model 9042 Model 9043 Model 9029



Magnetic bases are suited to applications where frequent movement of the air product is required. The powerful magnet permits horizontal or vertical mounting. A shutoff valve is provided that can be used to infinitely vary the force and flow.

Model #	Description
9042	One Outlet Magnetic Base with Shutoff Valve
9043	Two Outlet Magnetic Base with Shutoff Valve
9029	One Outlet Swivel Magnetic Base with Shutoff Valve

Stay Set Hoses

For applications where frequent repositioning of the air product is required, the Flexible Stay Set Hoses™ are ideal. Simply mount the hose in close proximity to the application and bend it. Since the hose has “memory”, it will not creep or bend. It will always keep the aim until physically moved to the next position and will withstand temperatures of up to 158°F (70°C). (1/4 male NPT fitting on one end, 1/8 female NPT on the other)

Model #	Description
9256	6" (152mm) 1/4 MNPT x 1/8 FNPT
9262	12" (305mm) 1/4 MNPT x 1/8 FNPT
9268	18" (457mm) 1/4 MNPT x 1/8 FNPT
9274	24" (610mm) 1/4 MNPT x 1/8 FNPT
9280	30" (762mm) 1/4 MNPT x 1/8 FNPT
9286	36" (914mm) 1/4 MNPT x 1/8 FNPT



(1/4 male NPT fitting on each end)

Model #	Description
9206	6" (152mm) 1/4 MNPT x 1/4 MNPT
9212	12" (305mm) 1/4 MNPT x 1/4 MNPT
9218	18" (457mm) 1/4 MNPT x 1/4 MNPT
9224	24" (610mm) 1/4 MNPT x 1/4 MNPT
9230	30" (762mm) 1/4 MNPT x 1/4 MNPT
9236	36" (914mm) 1/4 MNPT x 1/4 MNPT



Hoses

12 Foot (3.66m) Coiled Hoses

Model #	Description	Model #	Description	Model #	Description
900106	1/4 NPT x 1/4" ID Coiled Hose With Swivel	900750	1/4 NPT x 3/8" ID Coiled Hose With Swivel	900751	3/8 NPT x 3/8" ID Coiled Hose With Swivel

Includes 1/8 NPT adapters

Conveying Hose

Hose lengths are 10', 20', 30', 40' and 50'. Select the hose model number (diameter) and indicate the length with a dash. Example: A Model 6931-20 is 1" ID Hose x 20' long.

Model #	Description	Model #	Description	Model #	Description
6928-	Hose 3/8" ID	6931-	Hose 1" ID	6934-	Hose 2" ID
6929-	Hose 1/2" ID	6932-	Hose 1-1/4" ID	6935-	Hose 2-1/2" ID
6930-	Hose 3/4" ID	6933-	Hose 1-1/2" ID	6936-	Hose 3" ID

Compressed Air Hose

Compressed air hose is made of reinforced synthetic rubber to assure long life and protection against ozone, weathering, and temperatures up to 158°F (70°C). Includes a 1/4 NPT male brass fitting on each end. Hose lengths are 10', 20', 30', 40' and 50'. Indicate the length with a dash. Example: A Model 900061-30 is 3/8" ID Hose x 30' long.

Model #	Description
900061	Compressed Air Hose, 1/4 MNPT x 1/4 MNPT (3/8" ID Hose)
901179	Compressed Air Hose, 1/2 MNPT x 1/2 MNPT (1/2" ID Hose)

